



جامعة الملك سعود بن عبدالعزيز للعلوم الصحية

King Saud bin Abdulaziz University for Health Sciences

كلية التمريض • College of Nursing

الرياض Riyadh

How to Register And Reset Your Password



Information
Technology Unit



Registration



Type the following URL in the address bar on your browser
myaccount.ksau-hs.edu.sa

Log In

Username

Password

KSUHS

Login

[Forgot your password?](#)

[Account locked out?](#)

Type your username and password, then press login



Go to profile tab and press edit icon

Profile Change Password Enrollment

Profile

General

Employee Id

Title

Description

Telephone Extension

E-mail

Department

Manager

Contact

Mobile Number

Fax

Address

Room Number

Street

PO Box

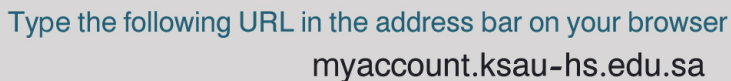
City

Zip

Reporting To

Reporting To


Edit



[Choose Password](#)
[Reset](#)

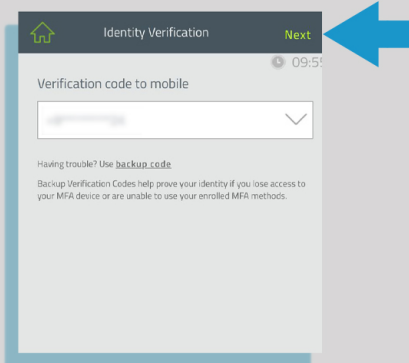
[Login to enroll for password self-service](#)

➤ Enter your username and the characters that appear on the image



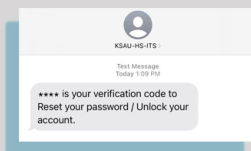
The screenshot shows a mobile application interface for 'User Verification'. At the top, there is a dark header with a home icon, the text 'User Verification', and a 'Next' button. Below the header, there is a text input field labeled 'Username' with a hint '(Example : Jsmith)' below it. A blue arrow points to this field. Below the input field is a rectangular image showing the number '526972'. At the bottom, there is another text input field labeled 'Type the characters' with a refresh icon and a speaker icon to its right. A blue arrow points to this field.

➤ Press Next



The screenshot shows a mobile application interface for 'Identity Verification'. At the top, there is a dark header with a home icon, the text 'Identity Verification', and a 'Next' button. Below the header, there is a status bar showing the time '09:51'. The main content area has the title 'Verification code to mobile' and a dropdown menu showing a blurred selection. Below this, there is a link 'Having trouble? Use backup code' and a paragraph of text: 'Backup Verification Codes help prove your identity if you lose access to your MFA device or are unable to use your enrolled MFA methods.' A blue arrow points to the 'Next' button in the header.

➤ Then you will receive SMS with verification code



The screenshot shows an SMS message from 'KSAU-HS-ITS'. The message text reads: '**** is your verification code to Reset your password / Unlock your account.'

➤ Enter the verification code, then the characters that appear on the image

➤ Enter your username and password, then the characters that appear on the image